

(replaces datasheets 1010/21 and 22)

General description

An accurate proportioner for foam concentrate, irrespective of flow and pressure variations, is vital for the correct performance of a foam system.

The new Skum TPW proportioners provide more accurate proportioning, a wider flow range with a lower line pressure drop than the Mk1 versions.

Application description - TPW

This type of proportioner is used in bladder tank systems. The TPW series is designed for use in closed head sprinkler systems or where large flow variations occur.

Product features

- Maximum/minimum flow rate ratio of 120:1
- Corrosion resistant design
- Proportioner designed for foam mixing up to 3%
- Accurate proportioning over the range
- Maintenance free construction
- Compact design

Installation

- Water: Wafer mounted between flanges, see table
- Foam: Flanged to fit DIN or ANSI or screw-threaded BSP, see table

TPW-100

TPW-150



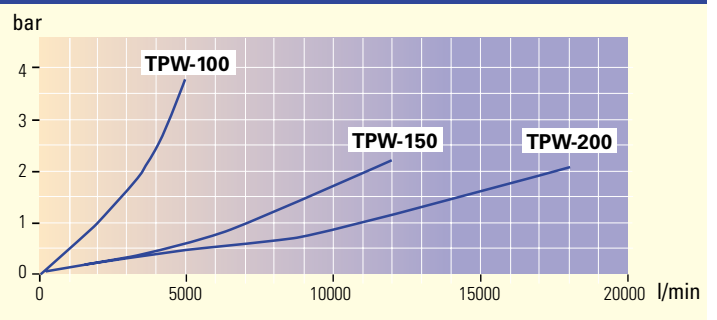
TPW-200



Listings and approvals

- Underwriters Laboratory (UL) TPW-150
- Det Norske Veritas (DNV)
- Tested according to and complying with EN 13565-1

Pressure Drop



Performance Data

Type	Connection		Capacity				Weight		Dimensions		Max. Working Pressure		Materials
			Min.		Max.*		kg	lbs	A	B	bar	psi	
	d	D	l/min	USGPM	l/min	USGPM							
TPW-100	1 1/2" BSPP female thread	4" Flange DIN or ANSI	100	26	5000	1320	13	29	239	62	16	235	Bronze (Cu88Sn12)
TPW-150	1 1/2" BSPP female thread	6" Flange DIN or ANSI	100	40	12000	3170	16	35	262	62	16	235	Bronze (Cu88Sn12)
TPW-200	2"	8" Flange DIN or ANS	175	46	18000	4756	33	73	337	82	16	235	Bronze (Cu88Sn12)

*At proportioner system pressure drop 1.5 bar, Min. 0.3 bar $Q \text{ l/min.} \div \sqrt{P \text{ bar}} = k\text{-factor}$
 1 bar = 0,1 MPa = 14,5 psi



www.skum.com

DELTA FIRE AUSTRALASIA Pty Ltd

PO Box 2149, Mansfield 4122 Australia
 Unit 4, 44 Devlan Street, Mansfield, Qld 4122
 Ph: +61 7 3349 7817
 Fax: +61 7 3219 4182
 Email: sales@deltafire.com.au
 Web: www.deltafire.com.au

tyco Fire Suppression & Building Products

Technical changes reserved without notice Copyright © 2007 Tyco Safety Products

(replaces datasheets 1010/21 and 22)

Installation

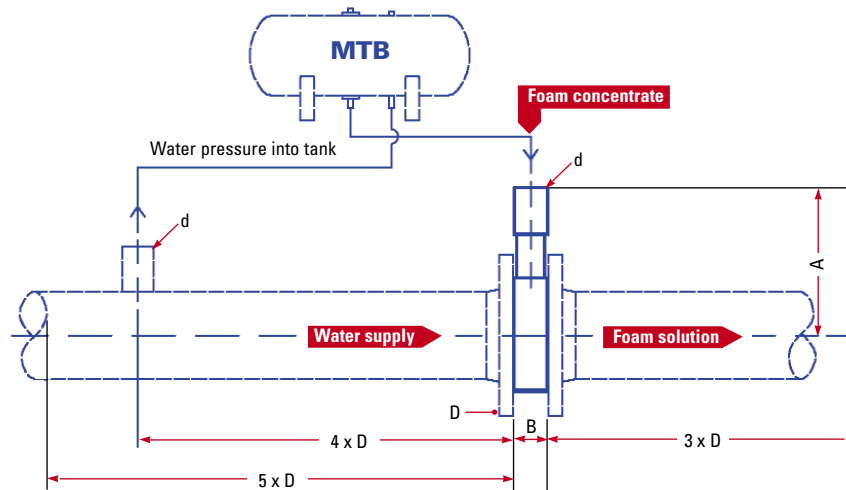
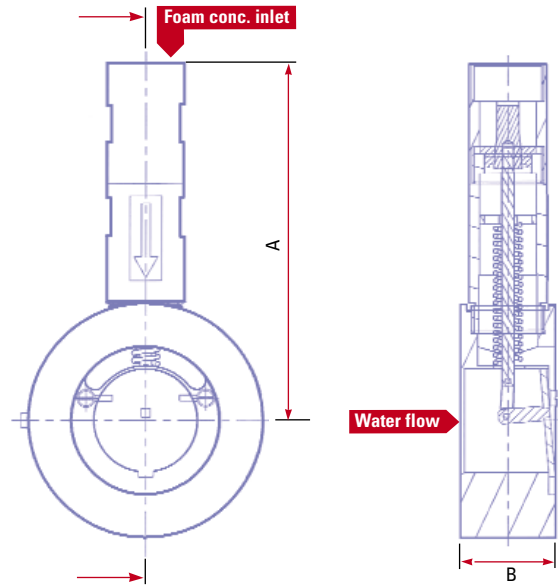
The tank proportioner is designed to fit between flanges and is only to be used with a bladder tank system.

A minimum of five diameters (D) of straight pipe is required in the water line before entering the proportioner and three diameters (D) after the proportioner. Minimum distance for water pressure into tank upstream of the TPW is four diameters (D) and maximum distance is 10 meters.

Order information - please specify:

1. Size
2. Foam connection (ANSI or DIN)
3. Type of foam concentrate (see matrix below) and mixing rate (%)

TPW-100 TPW-200



Matrix for Foam Concentrate Figuration							
AFFF 3%	AFFF 1%	AR AFFF 3%	AR AFFF 1%	HotFoam 2%	FP 3%	P 3%	FFFP 3%
A	B	C	D	E	F	G	H

